
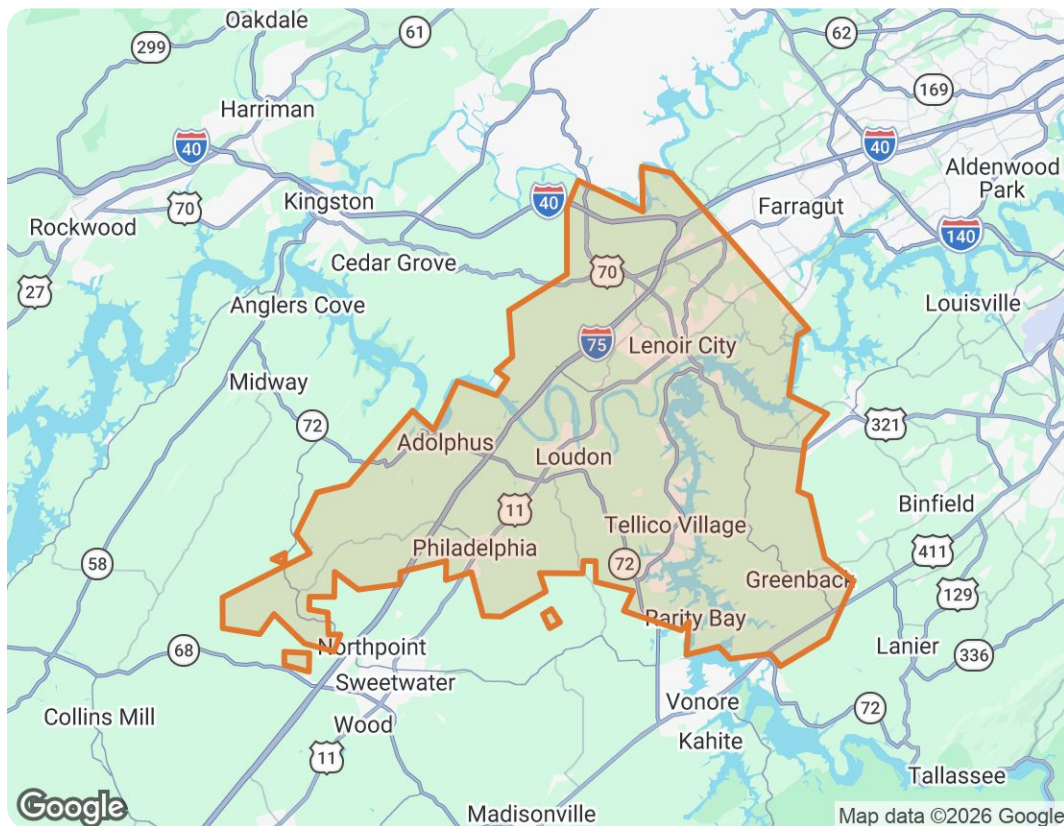


# Loudon County, Tennessee



## Ray Bolin

ABR

Tennessee Real Estate License #379386

📞 Work 865-299-8872

🏠 (865) 983-9424

✉️ raybolinrealtor@gmail.com

🌐 <https://www.raybolinrealtor.com>



## Maryville

1213 W. Lamar Alexander Parkway

Maryville, TN 37801



# Loudon County, Tennessee

## Market Trends

### Market Trends for Loudon County, Tennessee

Single Family Residence

**May 2026**

#### Market Type

**Seller's Market**

Balanced Market

Buyer's Market

#### Key Details

<p>Months of Inventory</p> <p><b>3.25</b></p> <p>↑ 0.93% MoM</p>	<p>Sold to List Price %</p> <p><b>98.6%</b></p> <p>↑ 0.99% MoM</p>	<p>Median Days in RPR</p> <p><b>18</b></p> <p>↓ 41.94% MoM</p>	<p>Median Sold Price</p> <p><b>\$552,500</b></p> <p>↑ 11.62% MoM</p>
--	--	--	--

### May 2026 Median Estimated Property Value

Single Family Residence

This graphic displays property estimates for a market area and a subject property, where one has been selected. Estimated property values are generated by a valuation model and are not formal appraisals.

Source: Public records, and MLS sources where licensed

Update Frequency: Monthly

Median Estimated Value

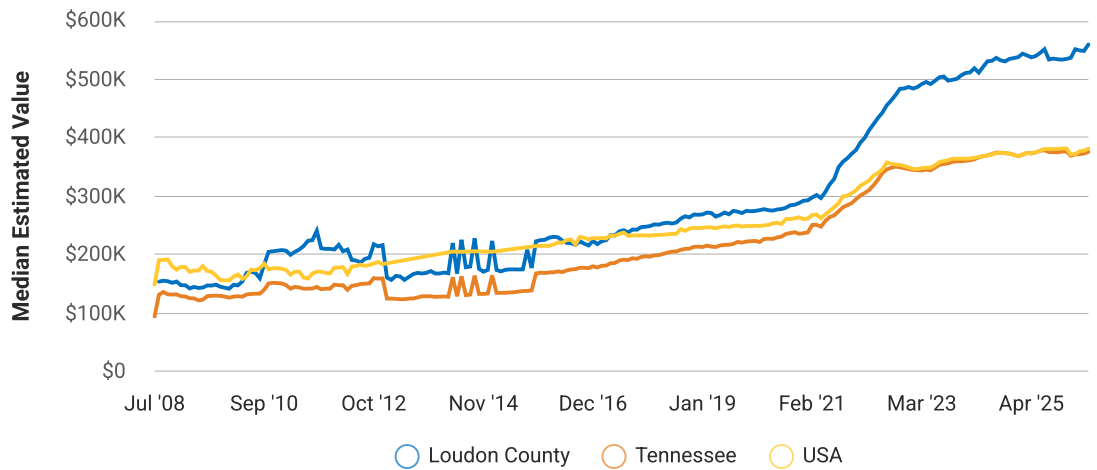
\$559,650

Last Month Change

+2%

12 Month Change

+3.6%





# Loudon County, Tennessee

## May 2026 Active Listings

### Loudon County, Tennessee

#### Single Family Residence

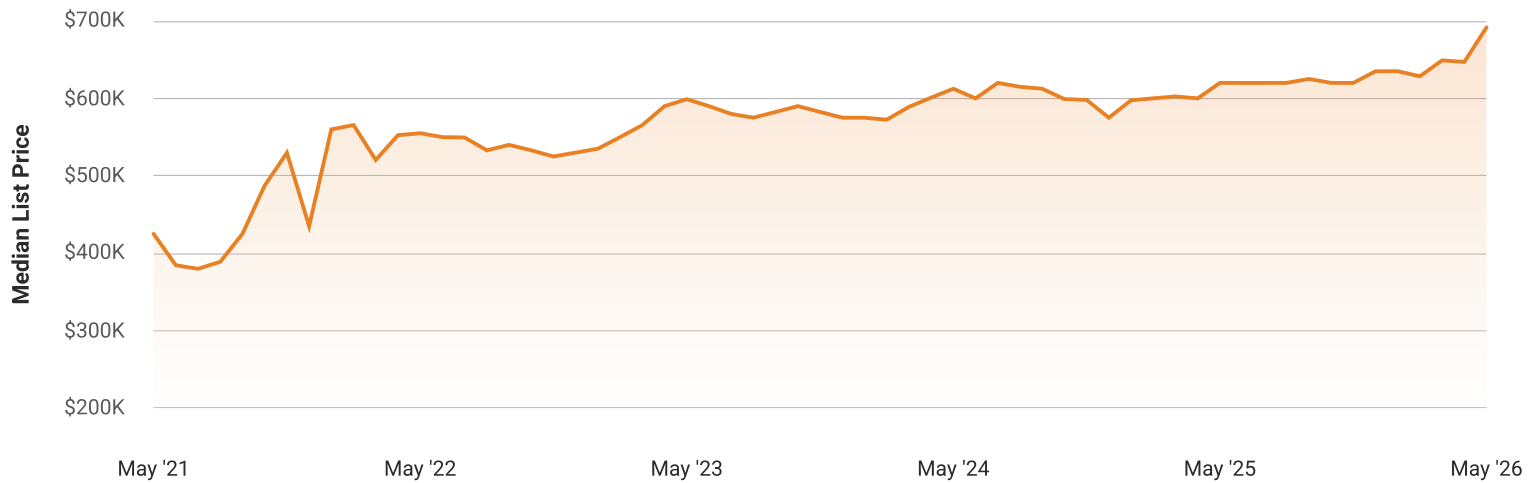
This graphic summarizes key statistics for properties that were in an active status on the last day of each month. RPR uses list date and a derived pending date to determine if the listing was active on the last day of the month. An end-of-month snapshot of active listings helps to understand inventory levels, price points and duration on the market.

Source: Listing sources

Update Frequency: Monthly

**Median List Price - \$691,650**

↑ 6.9% Month over Month





# Loudon County, Tennessee

## May 2026 Sold Listings

Loudon County, Tennessee

Single Family Residence

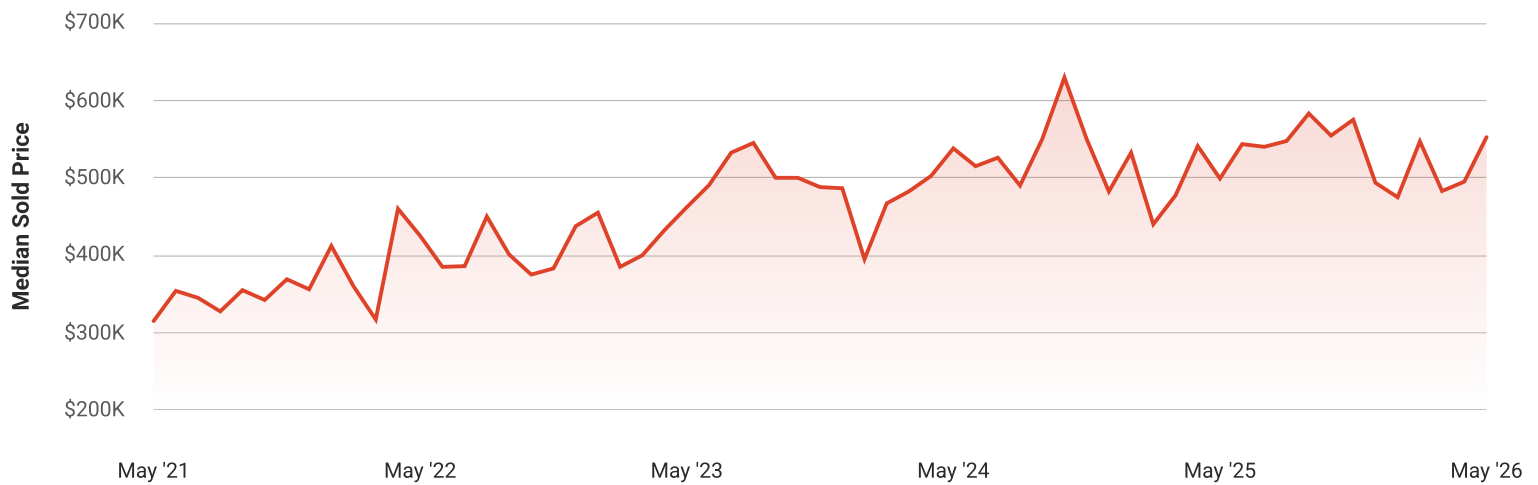
This graphic summarizes key statistics for properties that sold each month. RPR uses a derived sold date to determine when a property moved into a sold status within the given month. These statistics are important for understanding the price points on sold properties as well as the difference between the list price and sold price, which reveals whether buyers are paying over or under the asking price.

Source: Listing sources

Update Frequency: Monthly

**Median Sold Price - \$552,500**

↑ 11.6% Month over Month



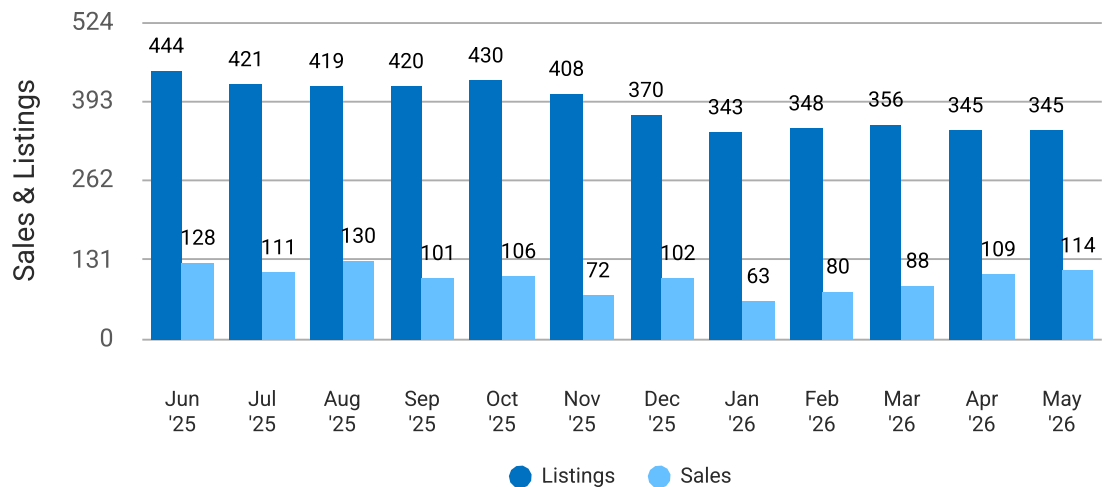
## Total Sales and Active Listings in Loudon County, Tennessee

Single Family Residence

This graph compares the number of sales with the number of active listings in the local market.

Source: MLS data where licensed

Update Frequency: Monthly



# Loudon County, Tennessee

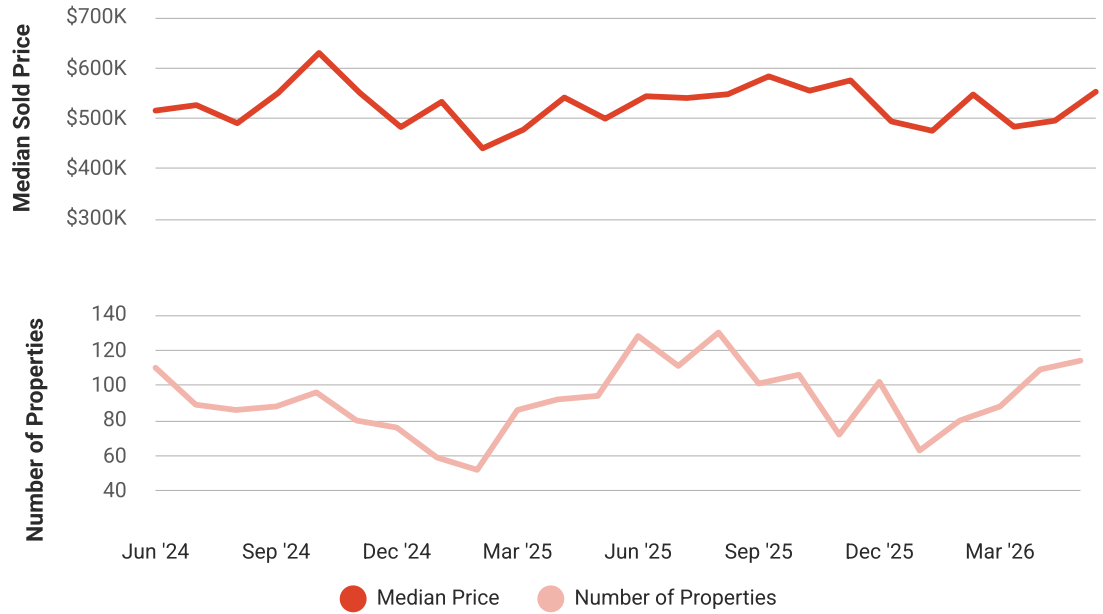
## Median Sold Price vs Sold Listings in Loudon County, Tennessee

Single Family Residence

This chart compares the trend of median sold price and number of sold listings for the given location.

Source: Listing Data

Update Frequency: Monthly



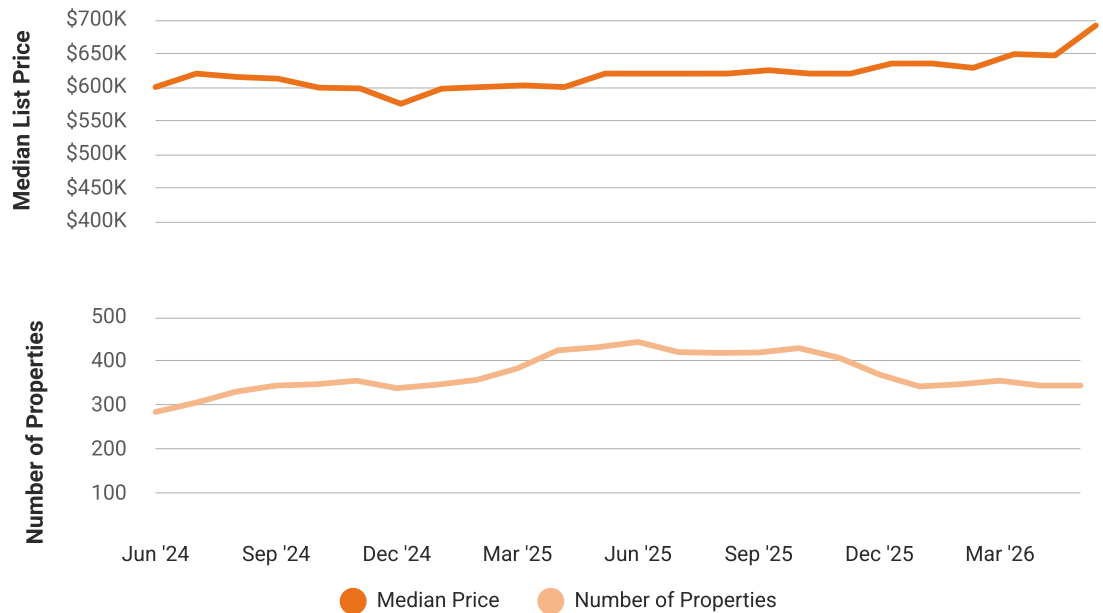
## Median List Price vs Active Listings in Loudon County, Tennessee

Single Family Residence

This chart compares the trend of median list price and number of active properties for the given location.

Source: Listing Data

Update Frequency: Monthly





# Loudon County, Tennessee

## Market Snapshot

### Value and Price Changes

	Current	Last Month	Last 3 Months	Last 12 Months	Last 24 Months	Last 36 Months
<b>Median Est. Property Value</b> Last Updated: 5/31/2026	\$559,650	\$548,610 <b>+2.01%</b>	\$551,520 <b>+1.47%</b>	\$540,020 <b>+3.64%</b>	\$521,560 <b>+7.3%</b>	\$491,960 <b>+13.76%</b>
<b>Median Sold Price</b> Last Updated: 5/31/2026	\$552,500	\$495,000 <b>+11.62%</b>	\$547,000 <b>+1.01%</b>	\$499,000 <b>+10.72%</b>	\$538,000 <b>+2.7%</b>	\$462,000 <b>+19.59%</b>
<b>Median List Price</b> Last Updated: 5/31/2026	\$691,650	\$647,000 <b>+6.9%</b>	\$628,500 <b>+10.05%</b>	\$620,000 <b>+11.56%</b>	\$612,400 <b>+12.94%</b>	\$598,900 <b>+15.49%</b>

**About this Data:** Because some brokerages may choose not to include their MLS listing content within the RPR platform, the analysis contained in this report may not have been created using all the available listing data within this geographical market. Median estimated property values are generated by a valuation model and are not formal appraisals. Valuations are based on public records and MLS data where licensed. The Metrics displayed here reflect **Residential Single Family properties** data.

## Market Activity

### Market Activity Filters

Sort Order: Date

Maximum Properties Per Change Type: 10

Change Types: New Listings, Pending, Closed, Distressed

Property Types: Single Family

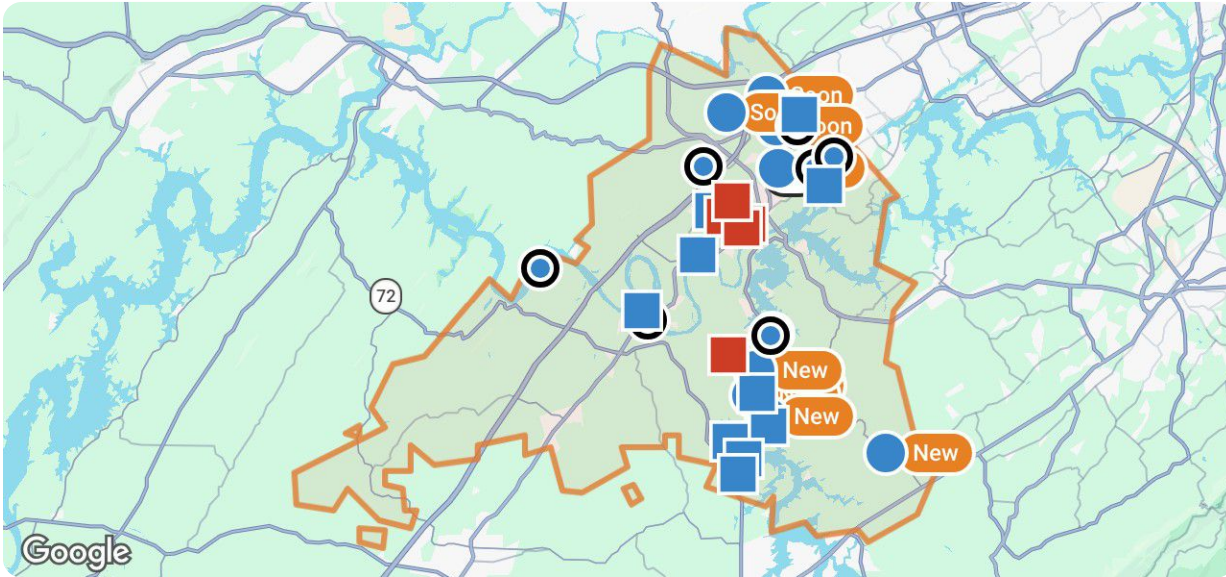
Property Features: Sale Price: Any, Lease Price: Any, Beds: Any, Baths: Any, Living Area: Any, Lot Size (acre): Any, Year Built: Any



# Loudon County, Tennessee

## Summary

For Sale Activity in the Last 3 Months



### Legend

- For Sale
- For Sale Pending
- Recently Closed
- Distressed

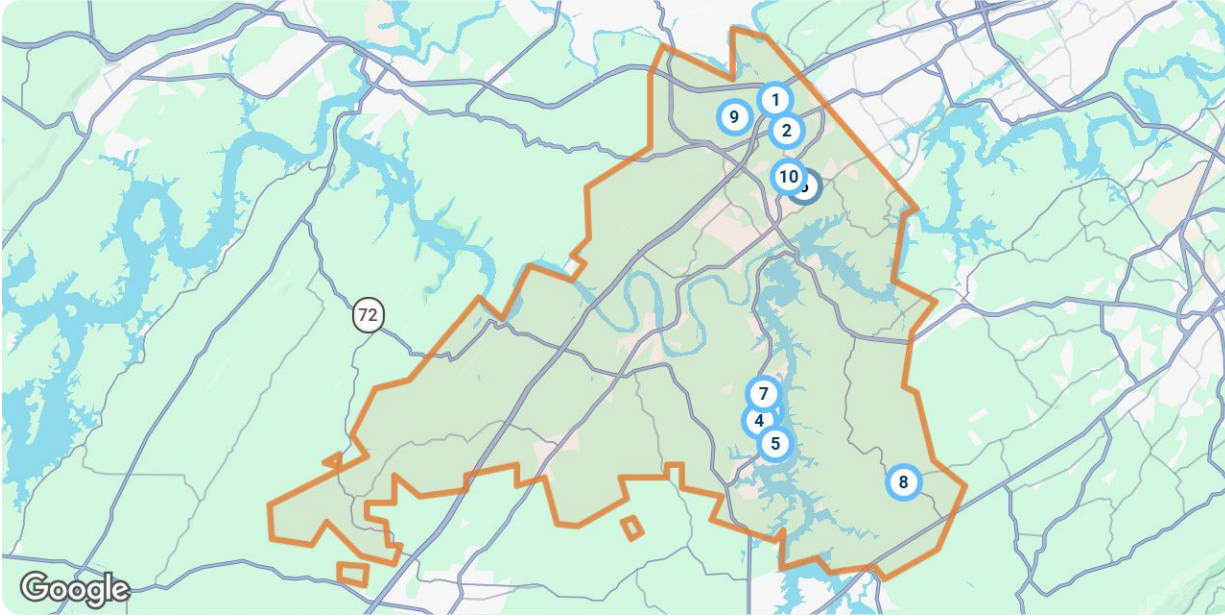
	New	Pending	Closed	Distressed
Number of Properties	10	10	10	4
Lowest Listing Price / Est.Value	\$179,900	\$249,000	\$210,000	\$208,000
Median Listing Price / Est.Value	\$525,000	\$611,950	\$545,000	\$278,000
Highest Listing Price / Est.Value	\$975,000	\$925,000	\$1,025,000	\$378,320
Average Price / sqft	\$227	\$259	\$246	\$186
Median Price / sqft	\$221	\$258	\$256	\$181
Average Days in RPR	2	62	138	-
Median Days in RPR	1	64	34	-
Total Volume	\$5,789,630	\$6,226,500	\$5,621,300	\$1,142,320
Source	Listings	Listings	Public Records & Listings	Public Records & Listings

# Loudon County, Tennessee

## Market Activity Breakdown

### New

Source: Listings

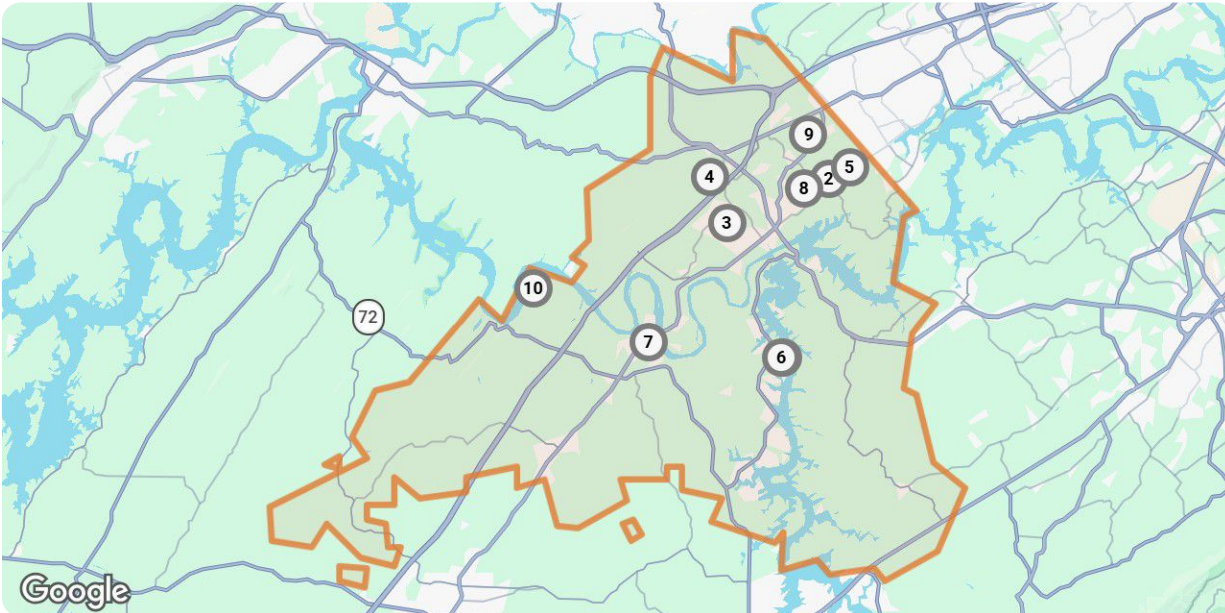


#### Legend

● Active For Sale

### Pending

Source: Listings



#### Legend

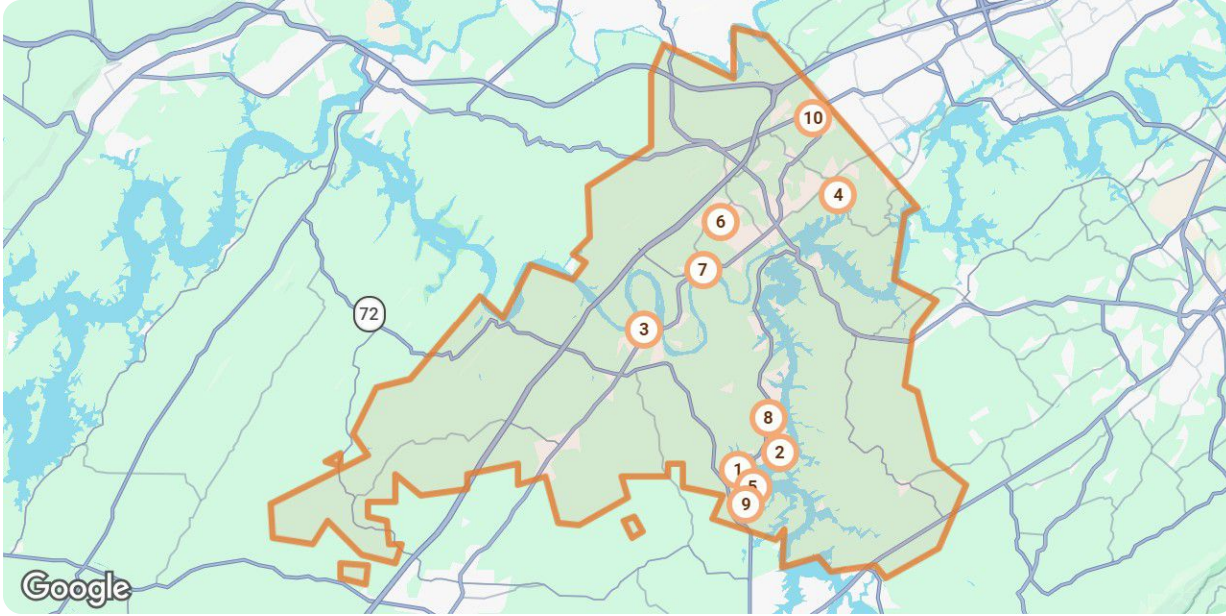
● Pending

# Loudon County, Tennessee



## Closed

Source: Public Records and Listings

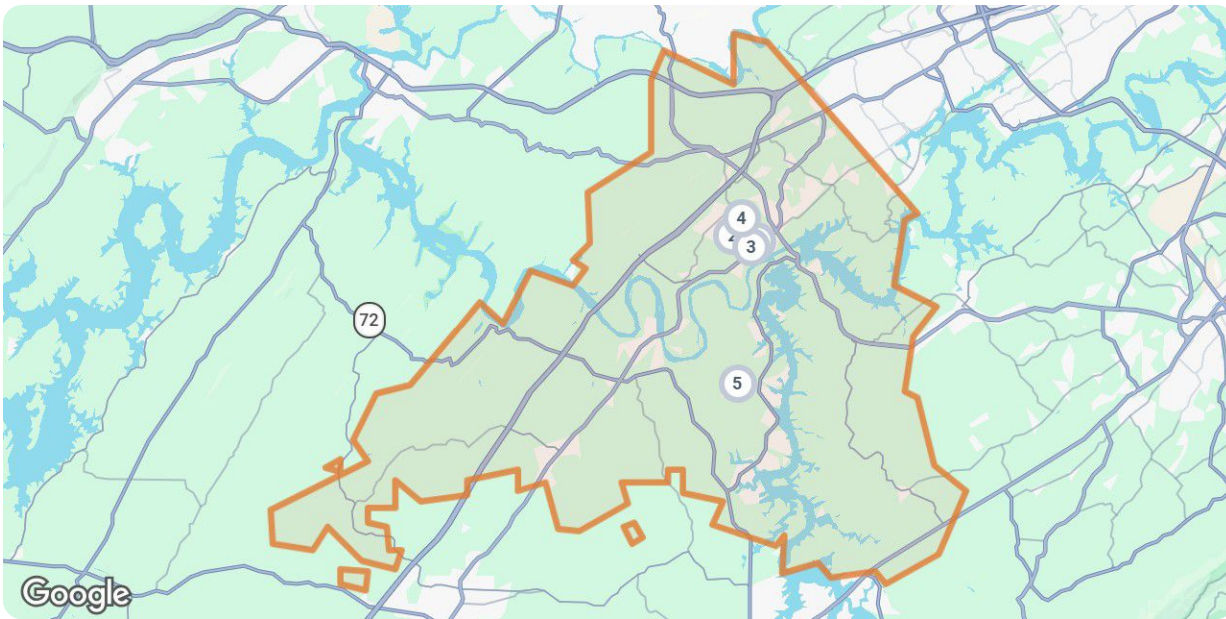


### Legend

● Closed

## Distressed

Source: Public Records and Listings



### Legend

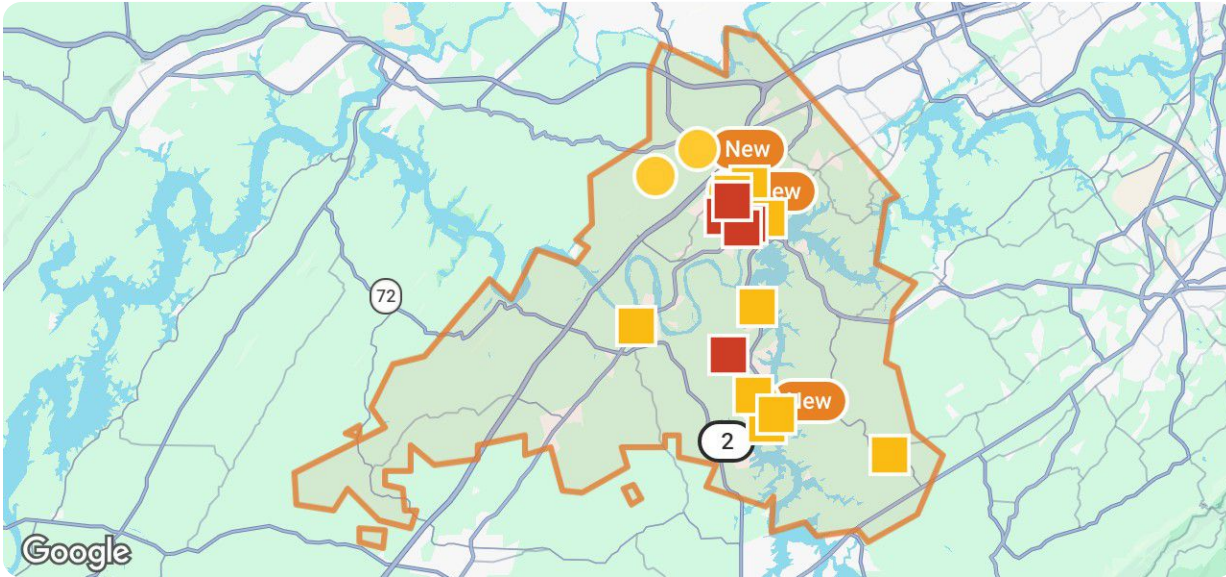
● Off Market, Hold, Withdrawn, Expired, or Canceled



# Loudon County, Tennessee

## Summary

For Lease Activity in the Last 3 Months



### Legend

- For Lease
- Distressed
- Recently Leased

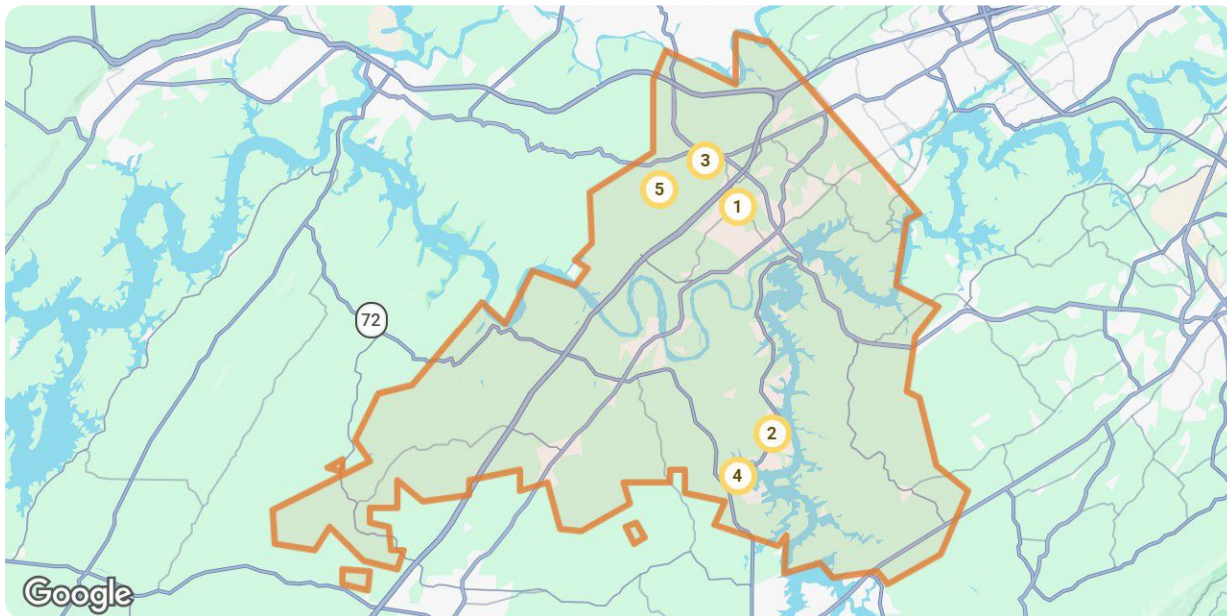
	New	Closed	Distressed
Number of Properties	6	10	4
Lowest Listing Price / Est.Value	\$1,795	\$800	\$208,000
Median Listing Price / Est.Value	\$2,050	\$2,100	\$278,000
Highest Listing Price / Est.Value	\$2,750	\$2,750	\$378,320
Average Price / sqft	\$2	\$1	\$186
Median Price / sqft	\$2	\$1	\$181
Average Days in RPR	38	62	-
Median Days in RPR	33	51	-
Total Volume	\$12,945	\$19,525	\$1,142,320
Source	Listings	Public Records & Listings	Public Records & Listings

# Loudon County, Tennessee

## Market Activity Breakdown

### New

Source: Listings

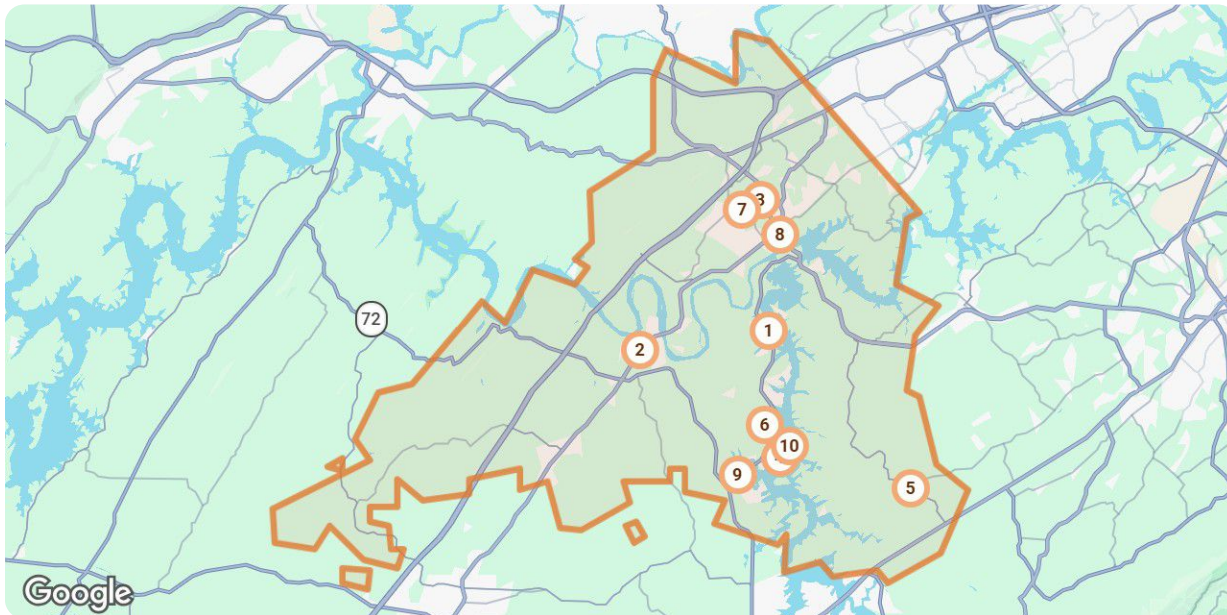


#### Legend

● Active For Lease

### Closed

Source: Public Records and Listings



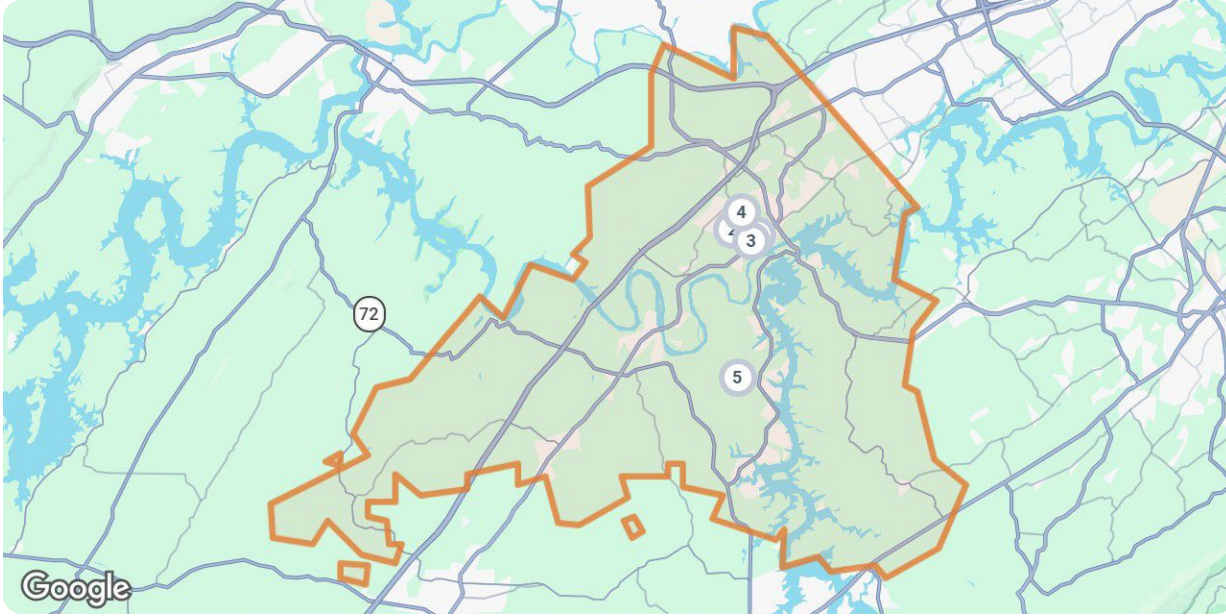
#### Legend

● Closed

# Loudon County, Tennessee

## Distressed

Source: Public Records and Listings



### Legend

- Off Market, Hold, Withdrawn, Expired, or Canceled

## About RPR

- RPR® is the nation's largest property database, exclusively for REALTORS®. It empowers REALTORS® to help buyers and sellers make informed decisions, backed by a real estate database covering more than 160 million residential and commercial properties in the United States.
- RPR is a wholly owned subsidiary of the National Association of REALTORS® and a member benefit to REALTORS®.
- RPR's data sources range from MLSs and county-level tax and assessment offices, to the U.S. Census and FEMA, to specialty data set providers such as Esri (consumer data), Niche (school information) and Precisely (geographic boundaries).

## Learn More

For more information about RPR, please visit RPR's public website: <https://blog.narrpr.com>



# RPR®



# Loudon County, Tennessee



## Affiliated Services

### Southeast Title and Escrow



### Becky Roberts

Operations Manager

Office: (865) 212-2344

✉ [broberts@setitle.net](mailto:broberts@setitle.net)

🌐 <http://www.setitle.net>

124 N Winston Road  
Knoxville, TN 37919

NOTE: This communication is provided to you for informational purposes only and should not be relied upon by you. The real estate firm identified in this report is not a mortgage lender. You should contact the identified mortgage company directly to learn more about its mortgage products and your eligibility for such products.

